

# NEW FILAPD15

**FILA**<sup>®</sup>  
surface care products



## RESISTANT TO THE HEAVIEST TRAFFIC

Dirt and stain repellent protector  
Specific permanent treatment for lappato porcelain tiles

# FILAPD15



**FILAPD15** is the new FILA protector specific for all kinds of **lappato porcelain tiles**, which in addition to protecting from stains and dirt, also gives shine to the material.

## WHAT IT'S FOR

- Protects the surface from underfoot dirt and heavy traffic.
- Restores sheen by increasing the material's surface shine.
- Makes ordinary maintenance of lappato porcelain tiles easier
- Penetrates deep down, protecting the material from water and oily stains.
- The protection reaches maximum effectiveness after 24 hours

## PACKAGING

1 litre tins: in box of 6

## ADVANTAGES

- Specific product for all kinds of lappato porcelain tiles
- The protection does not form a film and allows the surface to breathe.
- Protection is permanent with no need for further application of the product.
- Ready to use.
- Highly resistant to traffic and maintenance washing.
- Does not yellow, UV resistant.
- High coverage
- The product becomes an integral part of the material without altering its appearance.

## COVERAGE

With one litre of product:  
Lapped porcelain tiles 70m<sup>2</sup>\*

\*Coverage is indicative and refers to one coat



# PROTECTORLINE

## HOW TO USE

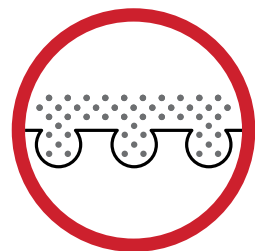
**No dilution required: ready to use.**

### Application after laying on new surfaces:

1. Wash the floor thoroughly with **DETERDEK** (cement grouting) or **FILACR10** (epoxy grouting).
2. Apply **FILAPD15** to clean dry floor and grouting, covering evenly with a paintbrush, sponge or fleece applicator pad.
3. Rub in with sponge, cloth or single-brush machine (white disc) to help the product penetrate and remove any residue completely within 10 minutes after application.
4. To completely remove stubborn residues, rub the surface with a cloth soaked in the product.
5. The surface is ready for use after 8 hours.

### Application on untreated surfaces to be restored to original appearance:

1. Wash the floor with **FILAPS87** and/or **DETERDEK**.
2. Apply **FILAPD15** to clean dry floor, following the instructions above.



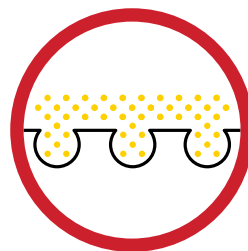
#### UNTREATED

The dirt enters the micropores of the material



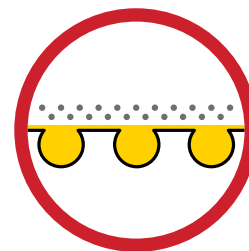
#### WASHING

Impurities are eliminated with washing



#### APPLICATION

The product penetrates the pores of the material



#### PROTECTION

**FILAPD15** stops dirt from entering the pores, making maintenance easy and allowing the material to breathe

## DETERGENTLINE FOR WASHING AFTER LAYING

### DETERDEK



- Removes concrete laying residues and building site dirt.
- Eliminates limescale and encrusted dirt.

### FILAPS87



- For extraordinary maintenance.
- Eliminates dirt and more difficult stains without harming the surface.
- Stripper for water-based waxes.

### FILACR10



- Removes epoxy residues
- Ideal for non-absorbent materials

## NO DILUTION REQUIRED: READY TO USE

**ADVICE:** apply the product to 2-3 m<sup>2</sup> at a time.

**Warning:** Remove any excess of product completely from the surface within 10 minutes. After any longer, the product becomes difficult to remove. It may enhance the colour of the material and/or grouting; carry out a spot test beforehand to check for any changes in colour.

## TECHNICAL SPECIFICATIONS

### WARNING:

This is a solvent-based product; we recommend airing the room during application.

### COMPOSITION:

Mixture of siloxanic compounds dispersed in deaerated hydrocarbon solvent.

### HAZARD STATEMENTS:

Flammable liquid and vapours. May be fatal if swallowed and enters

airways. Harmful to aquatic life with long-lasting effects. Repeated exposure may cause skin dryness or cracking.

### PRECAUTIONARY STATEMENTS:

If medical advice is needed, have product container or label at hand. Keep out of reach of children. Keep away from heat/sparks/open flames/hot surfaces. No smoking. Wear protective gloves / protective clothing / eye protection / face protection.

**IF SWALLOWED:** Immediately call a POISON CENTRE or doctor/physician. Dispose of contents / container in accordance with the regulations in force.

### CONTAINS:

NAPHTHA (PARAFFIN), HYDRO-TREATED HEAVY FRACTION.



### TECHNICAL CHARACTERISTICS:

Appearance: liquid  
Colour: colourless  
Odour: typical of hydrocarbon solvent  
Density: 0.874 kg/litre  
Flammability: 40°C

*The information above reflects our latest technical know-how and is the outcome of ongoing laboratory research and testing. However, some factors are beyond our control. It is essential to integrate our suggestions with your own on-site preliminary tests and checks. Fila accepts no liability for improper use of its product.*



Member of:



**Fila Surface Care Products Limited (UK)**  
PO Box 160 - Ludlow SY8 9BR  
Tel. +44 1584 877286  
FilaUK@filachim.com - **filachim.com**